



Co-funded by the
Erasmus+ Programme
of the European Union



Proiect de parteneriat “AEF
JUVENTUD ”
No. 2017-3-ES02-KA205-010298

SURVEY Results **EU-RO-IN**

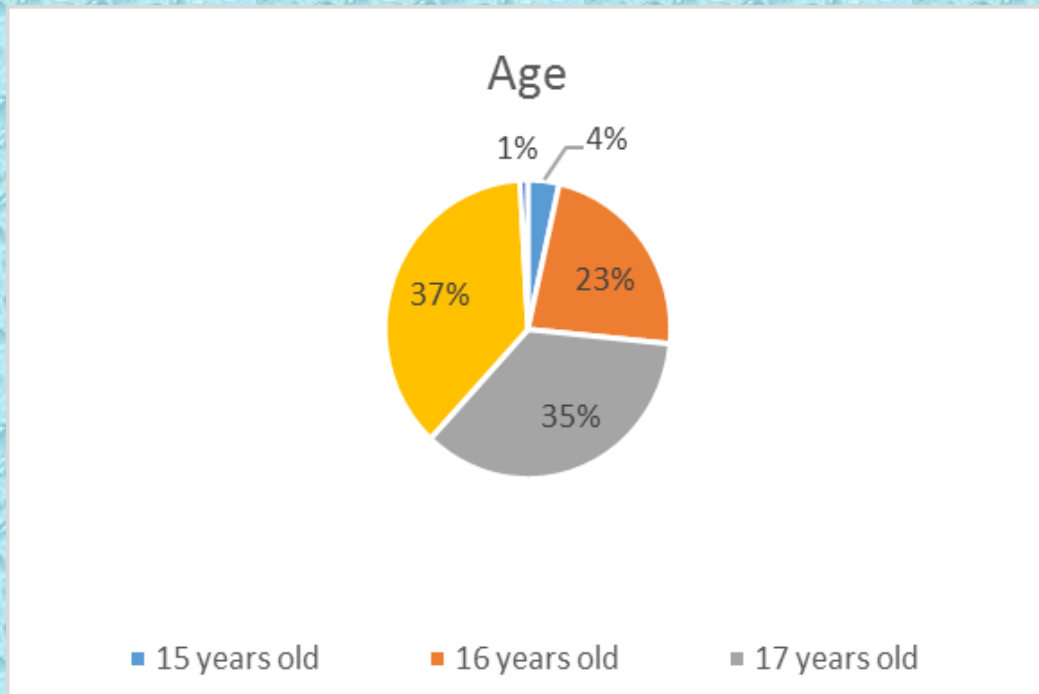
- Results **EU-RO-IN Association** for survey by **ANONYMOUS TEST - GENDER VIOLENCE AND US**

SCHOOL: Colegiul National “G.Ibraileanu” Iasi, Romania

CLASS: X, XI, XII

Total number of students: 113

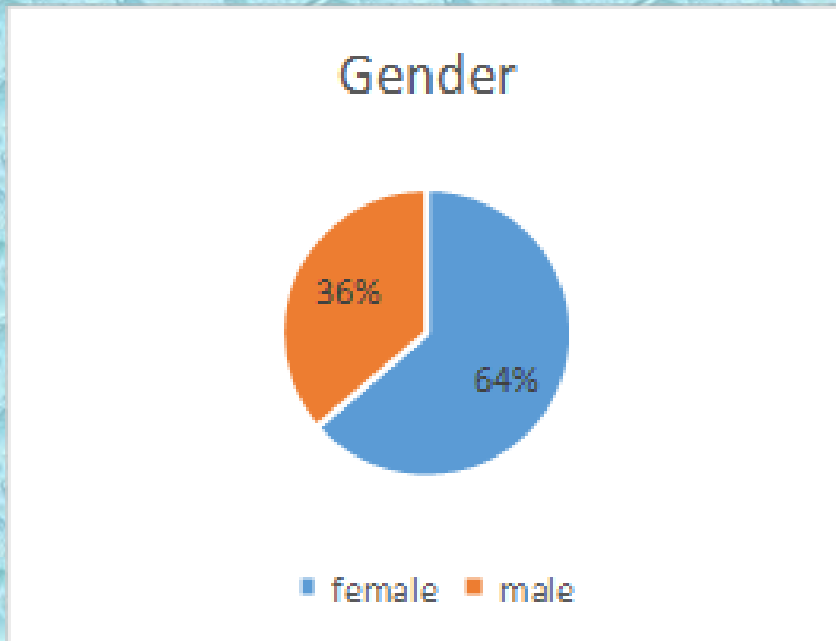
- Out of the 113 students who answered this questionnaire, 4 students (4%) are 15 years old, 26 students (23%) are 16 years old, 40 students (35%) are 17 years old, 42 students (37%) are 18 years old and only one student (1%) is 19 years old. We notice that most respondents are aged between 17 and 18 (72%).



Gender:

○ Female

○ Male



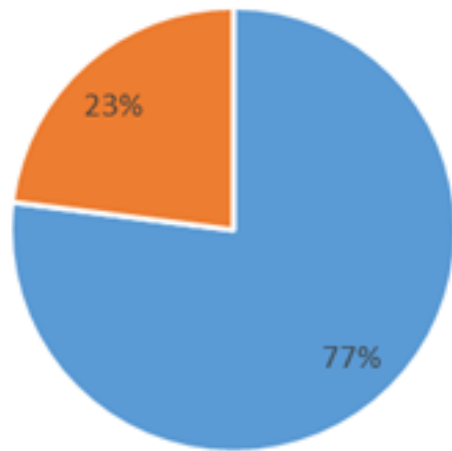
- We note that the majority of the respondents (64%) are females.
- Of the total of 113 students, 72 students (64%) are females and 41 (36%) are males

1. Are your parents both presents in your family?

- Yes
- No

- To this question 87 students (77%) answered “Yes” and the other 26 students (23%) answered “No”.

- We notice that most of the respondents (77%) are part of stable families and live with both parents.

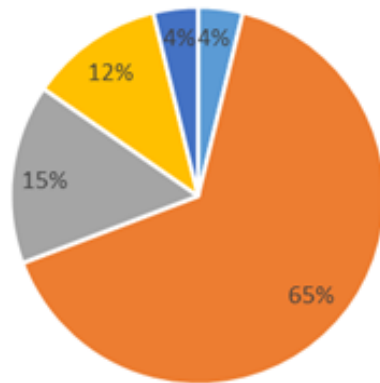


■ Yes ■ No

2. If your father is absent, why?

- Separate
- Divorced
- Emigrant
- Deceased
- Other

- At this question the students responded as follows: 1 student (4%) answered that the father was absent because of the separation, 17 students due to the divorce (65%), 4 students chose “emigrant” (15%), 1 student “Other”(4 %) and 3 students “deceased” (12%).
- In conclusion, in most cases, the father is absent because of the separation of the parents by divorce (65%).

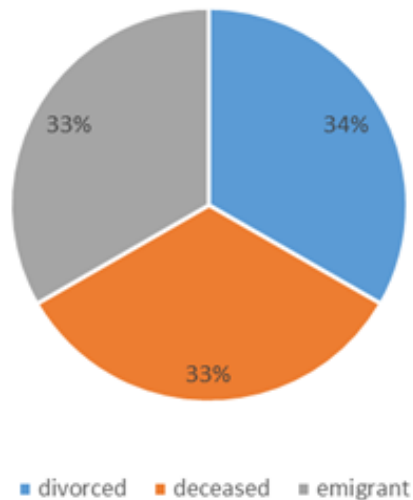


■ separate ■ divorced ■ emigrant ■ deceased ■ other

3. If your mother is absent, why?

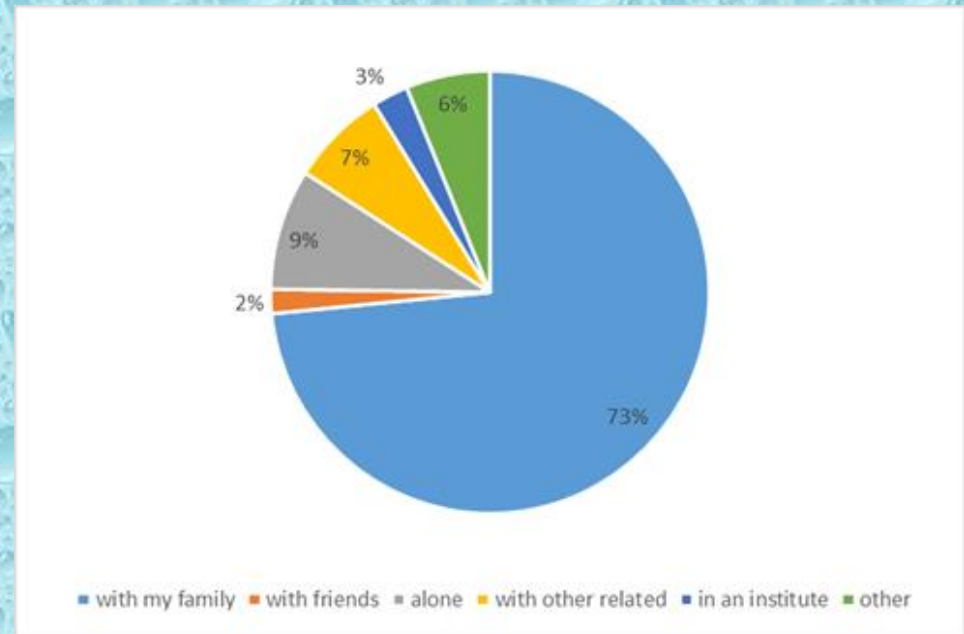
- Separate
- Divorced
- Emigrant
- Deceased
- Other

• To this question, the students responded as follows: 2 students chose “divorced” (34%), 2 students “emigrant” (33%), and 3 students “deceased” (33%). Therefore, the mother's absence is less common than the father's and it's equally determined by divorce, going abroad or death.



4. With whom are you living at the moment?

- With my family
- Alone
- With friends
- With other related (not parents)
- With my partner
- In an institute, college, boarding school
- Other

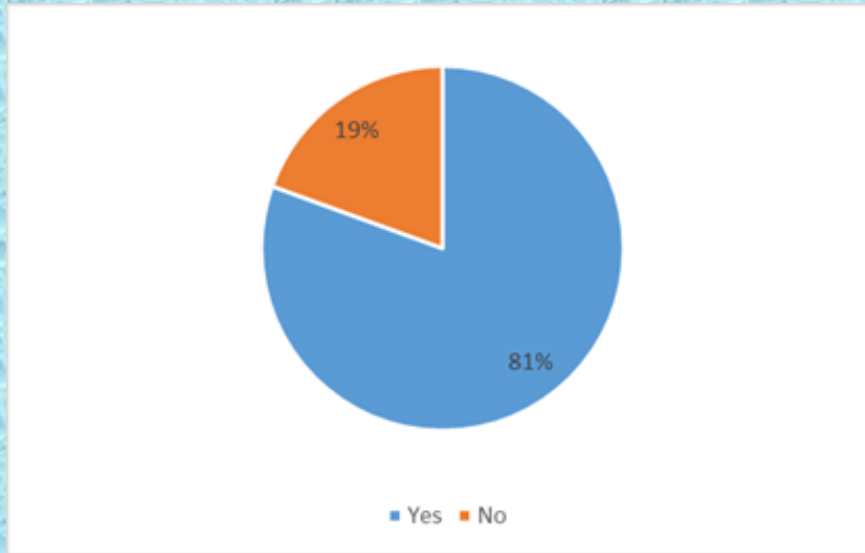


The majority of the results show that most students (83 students i.e. 75%) live with their families, then 10 students answered that they live alone (9%). There are 2 students who answered “with friends” (2%), 8 students “with other relatives (not parents)” (7%), 3 students “in an institute, college, boarding school”(3%) and seven students responded “Other” (6%).

5. Do you have brothers or sisters?

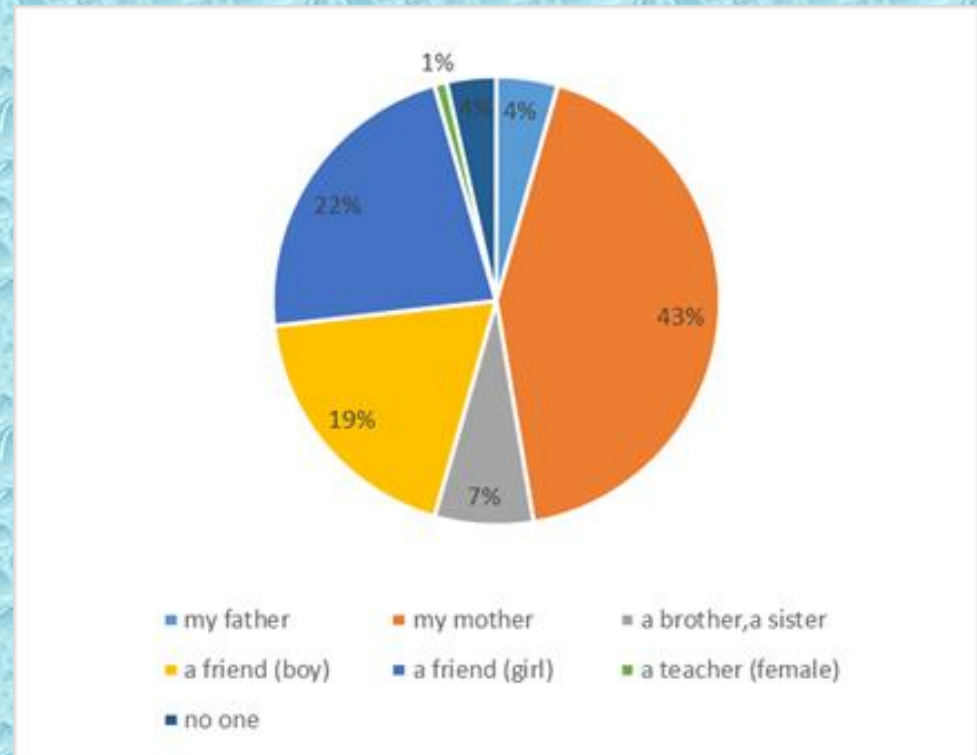
- No
- Yes

- The students answered as follows: 22 students “No” (19%) and 91 students “Yes” (81%).



6. Would you like to speak more with: (only one answer)

- My father
- My mother
- A brother, a sister
- A friend (boy)
- A friend (girl)
- A teacher (male)
- A teacher (female)
- No one in particular



The students responded as follows:

- 5 students responded with “my father” (4%)
- 48 students responded with “my mother” (43%)
- 8 students who responded with “a brother, a sister” (7%)
- 21 students who responded with “a friend (boy)” (19%)
- 25 students who responded with “a friend (girl)” (22%)
- 1 student who responded with “a teacher (female)” (1%)
- 3 students who responded with “nao one in particular” (4%)

We notice that most of the students answered that they prefer to talk to their mother (43% of the students) and then a friend (41% of the respondents), and at a big distance there are those who talk to their father (only 4%), to their brother/sister, or teachers (1%). This result shows that young people prefer to share their problems with their mothers more than with their friends, brothers, sisters or teenagers of the same age - and, from their parents, they are closer to their mothers than their fathers, whom they trust the most.

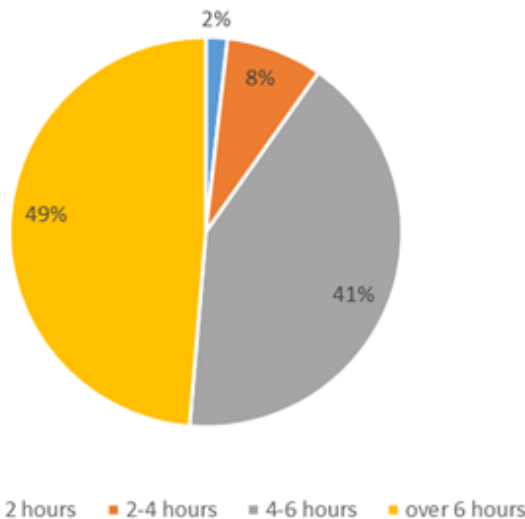
7. How many times do you middly spend to house in a day (excluded the nighttime)?

- Less than 2 hours
- 2-4 hours
- 4-6 hours
- Over 6 hours

- From the responses received, we can see that:

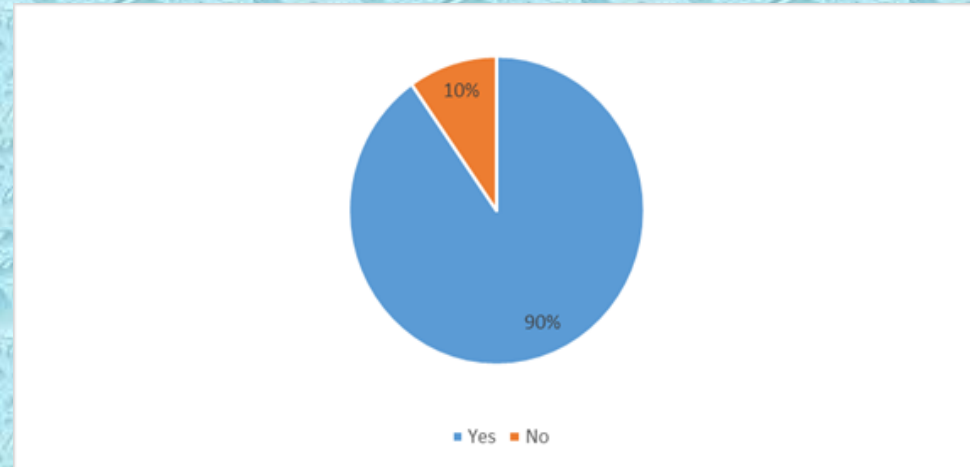
- • 2 students responded "less than 2 hours" (2%)
- • 9 students responded "2-4 hours" (8%)
- • 47 students responded" 4-6 hours" (41%)
- • 55 students responded "over 6 hours" (49%)

- In conclusion, most of the students (90%) spend at least 4 to 6 hours a day at home, which means the majority of their free time afer they finish school.



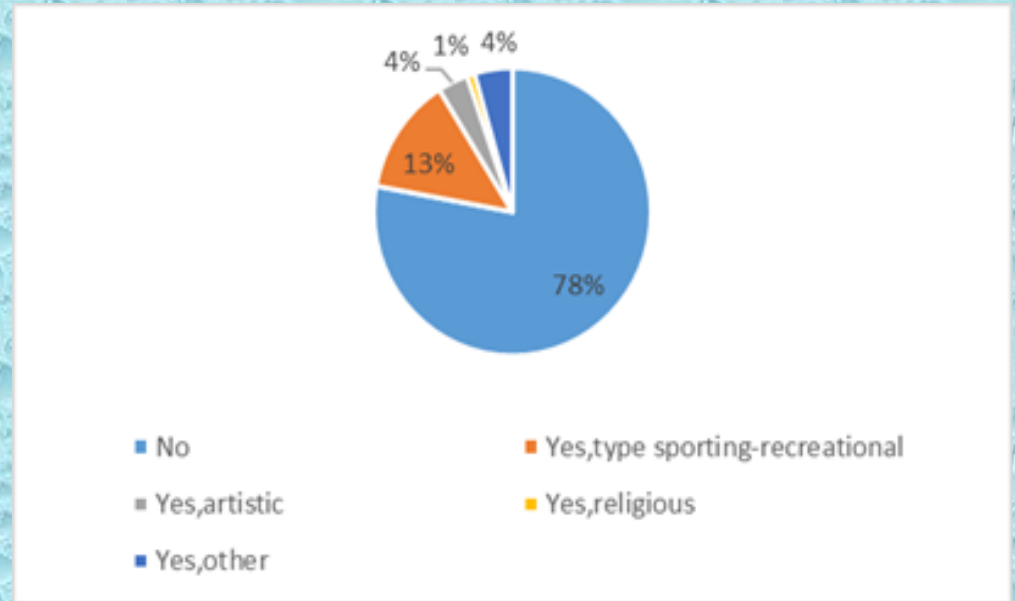
8. Do you have your single room?

- 102 students answered “Yes” (90%)
- 11 students answered “No” (10%)



9. Do you belong to an organized group (more choose)?

- No
- Yes, type sporting-recreational
- Yes, artistic, musical
- Yes, religious
- Yes, politician
- Yes, other

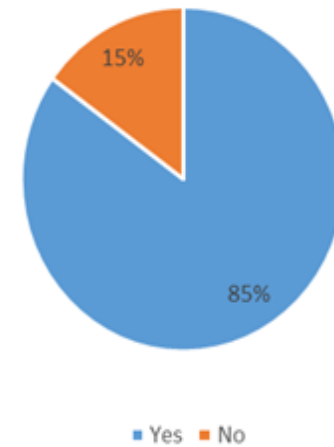


- 88 students answered “No” (78%)
- 15 students answered “Yes, type sporting-recreational” (13%)
- 4 students answered “Yes, artistic, musical” (4%)
- 1 student answered “Yes, religious” (1%)
- 5 students answered “Yes, other” (4%)

- We notice that very few students belong to a group that is involved in social or artistic activities (only 8% of the total).

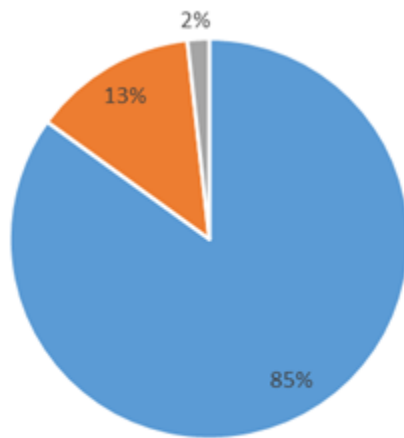
10. Do you have a company of friends with which you regularly see yourself?

- 96 students answered “Yes” (85%)
- 17 students answered “No” (15%)



11. How do you feel when you are with your friends?

- Well approved
 - Enough approved
 - Not very approved
 - Almost refused
 - Other
- 96 students responded “Well approved” (85%)
 - 15 students responded “Enough approved” (12%)
 - 2 students responded “Other”

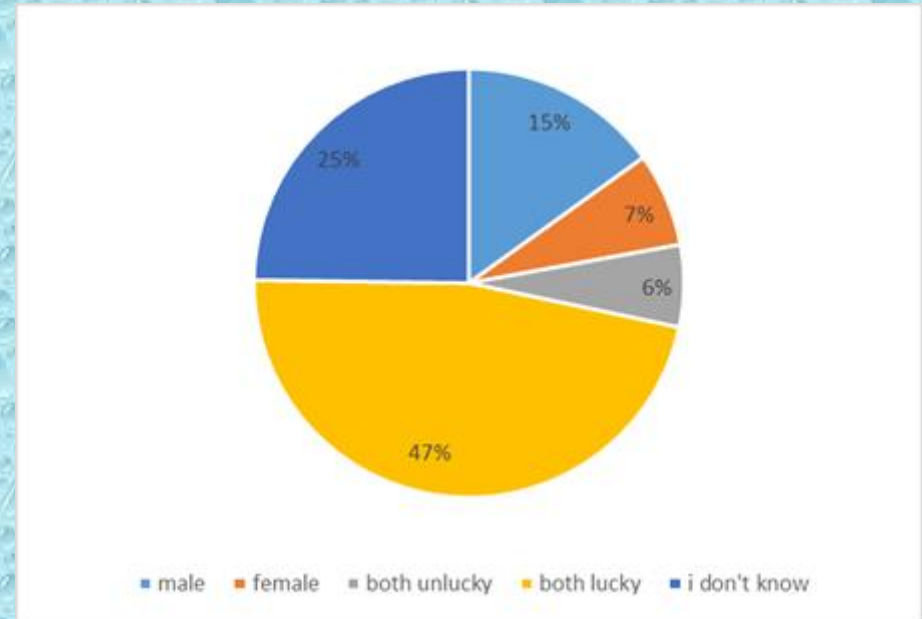


■ well approved ■ enough approved ■ other

- We can notice that most of the students are feeling well approved in their group of friends.

12. Which one do you think are more fortunate, male or female?

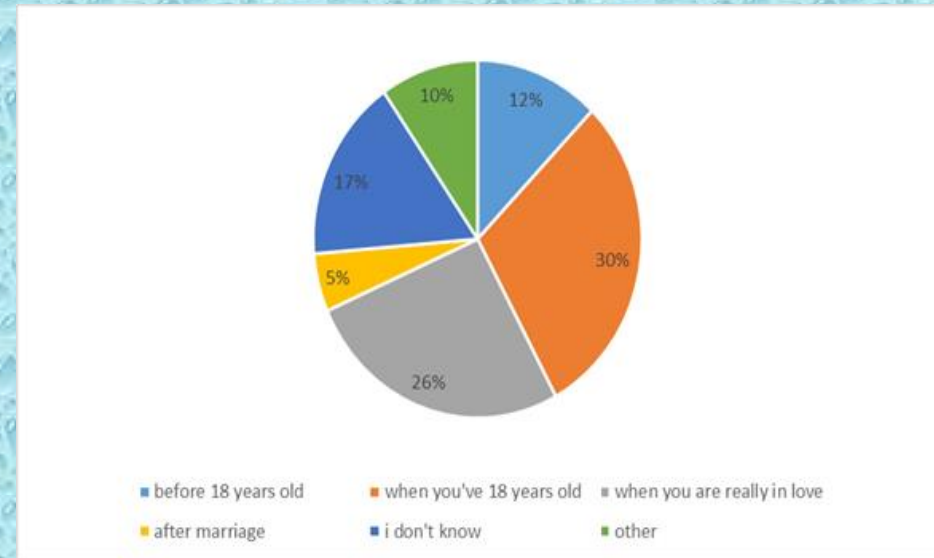
- 17 students responded “Male: (15%)”
- 8 students responded “Female”(7%)
- 7 students responded “Both unlucky”(5%)
- 53 students responded “Both lucky”(47%)
- 28 students responded “I don't know”(25%)



- We can see that most of the students consider that male are more lucky.

13. What is the age, according to you, that is correct for a girl to have her first sexual experience?

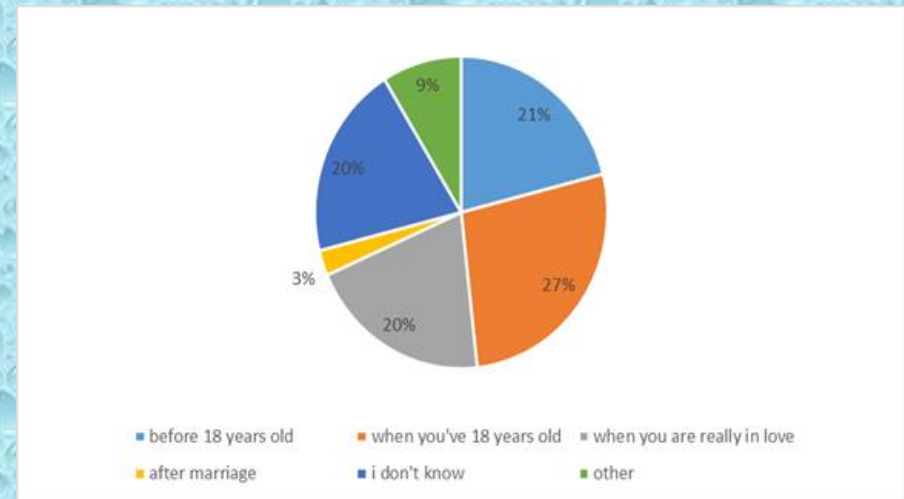
- Before 18 years old
- When she's 18 years old
- When she's really in love, the age doesn't matter
- Only after marriage
- I don't know
- Other



- 12 students answered “Before 18 years old” (12%)
- 34 students answered “When she’s 18 years old” (30%)
- 30 students answered “When she’s really in love, the age doesn’t matter”(26%)”
- 6 students answered “Only after marriage” (5%)
- 19 students answered “I don’t know” (17%)
- 11 students answered “Other” (10%)

14. What is the age, according to you, that is correct for a boy to have his first sexual experience?

- 24 students answered “Before 18 years old” (21%)
- 27 students answered “When he’s 18 years old”(27%)
- 23 students answered “When he’s really in love, the age doesn’t matter”(20%)
- 3 students answered “Only after marriage”(3%)
- 23 students answered “I don't know”(20%)
- 10 students answered “Other”(9%)

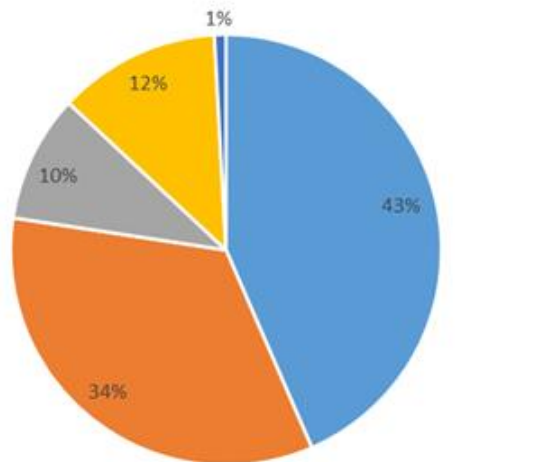


We notice that the respondents consider that the most suitable age for intimate relationships is before 18 years old, 18 years old or regardless of the age if they are really in love, which shows that they assume it very easily without thinking too much of the consequences.

15. How do you find yourself with your classmates? (only one answer)

- Well
- Well enough
- Not good or bad
- Bad enough
- Very well

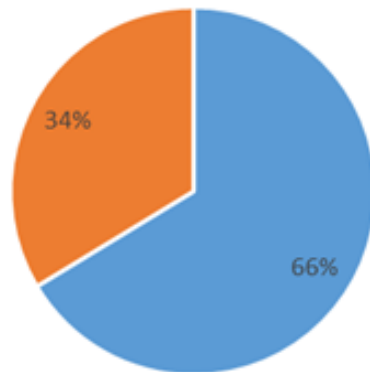
- 50 students answered “Well” (43%)
- 39 students answered “Well enough”(34%)
- 11 students answered “Not good or bad”(10%)
- 1 student answered “Bad enough”(1%)
- 14 students answered “Very well”(12%)



■ well ■ well enough ■ not good or bad ■ very well ■ bad enough

16. Have you ever heard about any case of gender violence in your school?

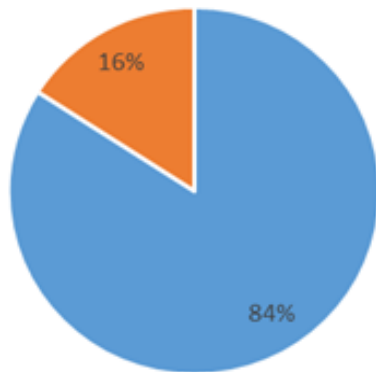
- 75 students answered “Yes”(66%)
- 38 students answered “No”(34%)
- We notice that most of students have heard about cases of violence in their school.



■ yes ■ no

17. Do you talk about what happens at school?

- 95 students responded “Yes” (84%)
- 18 students responded “No” (16%)
- We notice that most of the students talk about what happens at school.

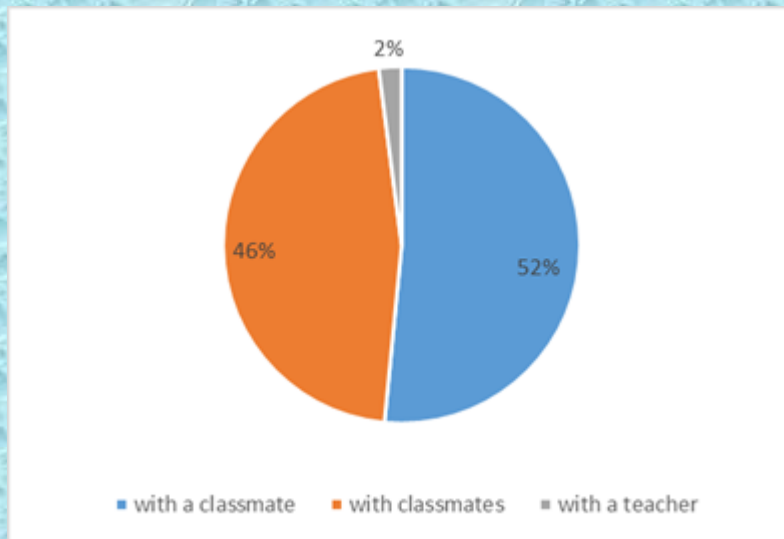


■ yes ■ no

18. If is so, with who do you talk to?

- With a classmate I can trust
- With classmates
- With a teacher I can trust
- With a janitor
- With some teachers

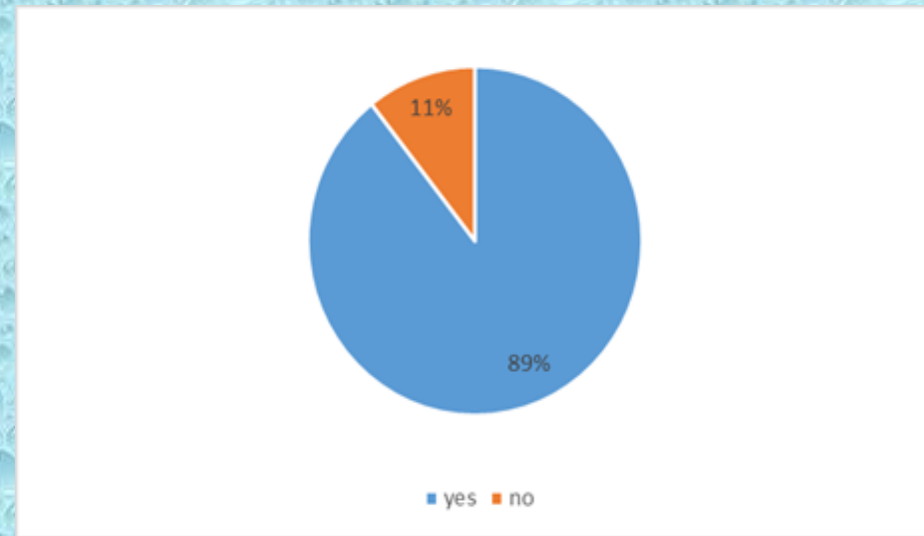
- 50 students answered “With a classmate I can trust” (52%)
- 45 students answered “With classmates”(46%)
- 2 students answered “With a teacher I can trust” (2%)
- 0 students answered “With a janitor” (0%)
- 0 students answered “With some teachers”(0%)



We notice that most of the students talk about what is going on at school with classmates or friends, but only 2% with teachers, which shows the lack of a dialogue between students and adults educating or taking care of them.

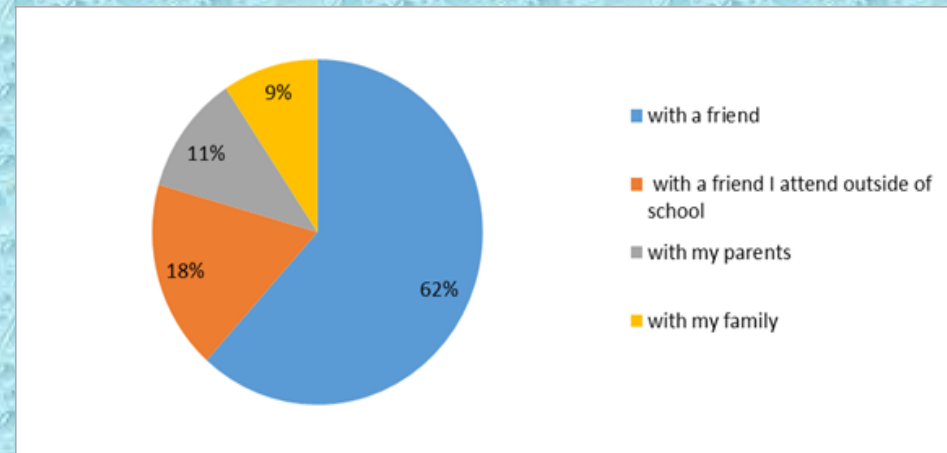
19. Do you talk about what happens outside of school?

- 101 students answered “Yes” (89%)
- 12 students answered “No” (11%)



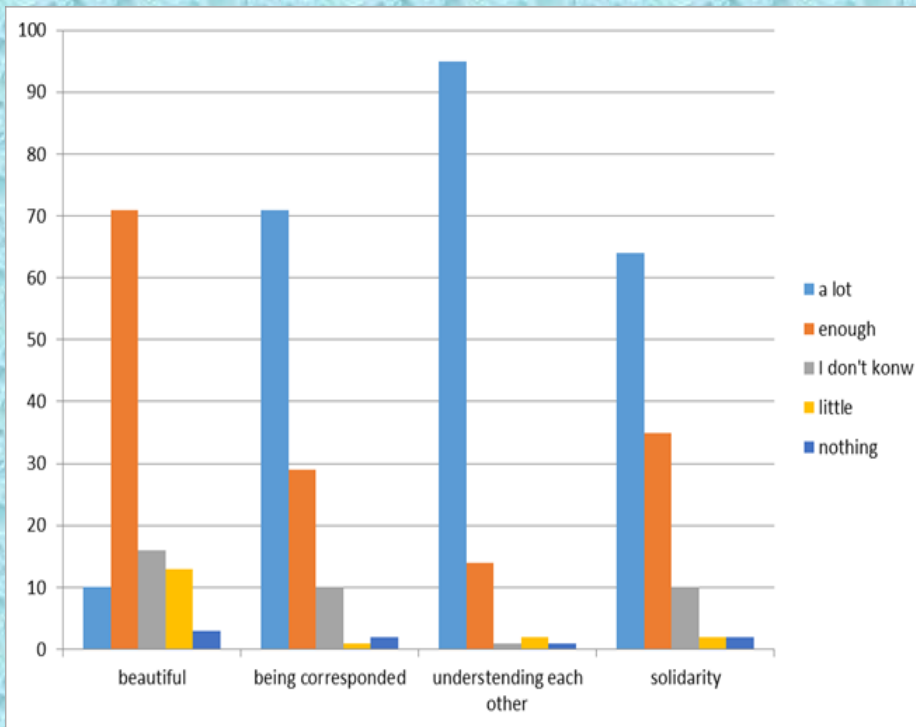
20. If is so, with who do you talk to?

- 64 students answered “With a friend I can trust” (63%)
- 16 students answered “With friends I attend outside of school” (16%)
- 12 students answered “With my parents” (12%)
- 9 students answered “With my family (brothers, aunts, grandparents....)” (9%)
- 0 students answered “With my teacher” (0%)

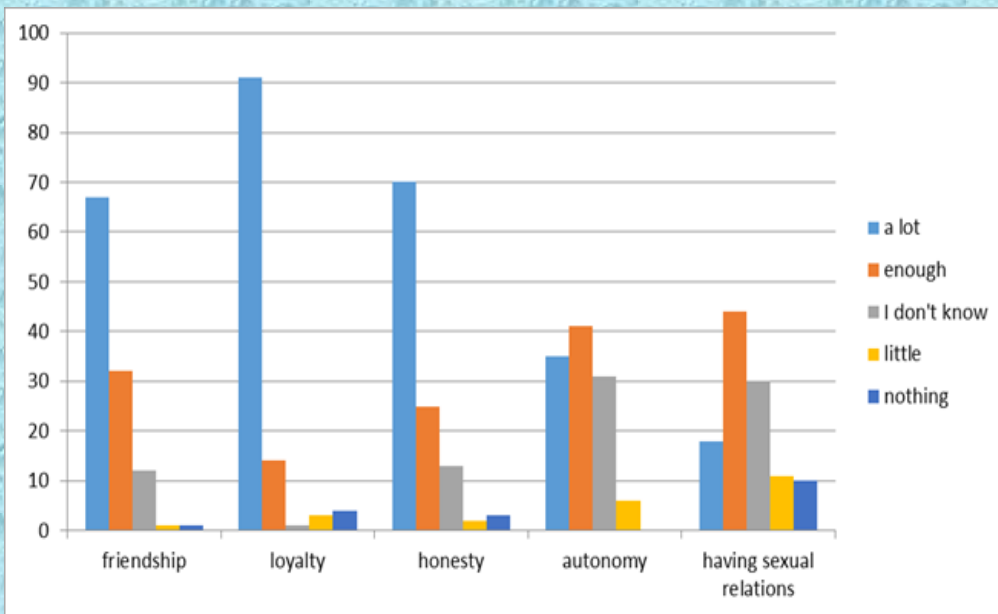


We notice that most of the students talk about what is happening outside the school with classmates or friends (79%), but only 21% with parents or other adults in the family, but none with teachers, which shows the lack of dialogue between students and those who educate them within the school, as well as the lack of teacher-student dialogue.

21. What importance do they have for you the followings aspects in a sentimental relationship?



- To this question the students responded as follows:
- **1. Beauty:** “A lot” 10 students (9%), “Enough”-71 students (64%), Little” - 16 students (14%), “Nothing”-13 students (12%) and “I don’t know” 3 students (2%)
- **2. Compatibility:**” A lot” 71 students (63%), “Enough”-29 students (25%), “Little”-10 students (9%),”Nothing”-1 student (1%) and “I don’t know” 2 students (2%)
- **3. Understanding each other:** “A lot” 95 students (84%), “Enough” 14 students (12%), “Little” 1 student (1%), “Nothing” 2 students (2%) and “I don’t know”-1 student (1%).
- **4. Solidarity:** “A lot” 64 students (56%), “Enough”-35 students (31%), “Little”-2 students (2%), “Nothing” 10 students (9%) and “I don’t know” 2 students (2%)



- 5. Friendship:** "A lot" 57 students (59%), "Enough"-32 students (28%), "Little"-1 student (1%), "Nothing" 12 students (11%) and "I don't know" 1 student (1%).
- 6. Fidelity:** "A lot" 91 students (80%), "Enough"-14 students (12%), "Little" 4 students (4%), "Nothing" 1 student (1%) and "I don't know" 4 students (4%).
- 7. Honesty:** "A lot" 70 students (62%), "Enough" 25 students (22%), "Little" 3 students (3%), "Nothing" 13 students (11%) and "I don't know" 2 students (2%).
- 8. Independence:** "A lot"-35 students (31%), "Enough" 41 students (36%), "Little" - 0 students, "Nothing"-2 students and "I don't know"- 6 students (6%).
- 9. Having intimate relations:** "A lot"-18 students (16%), "Enough"-44 students (39%), "Little"-10 students (9%), "Nothing"-30 students (26%) and "I don't know"-11 students (10%).

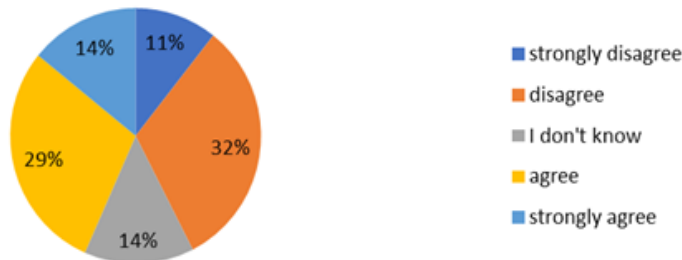
	A lot	Enough	Little	Nothing	I don't know
Beauty	10 (9%)	71 (63%)	16 (14%)	13 (12%)	3 (2%)
Compatibility	71 (63%)	29 (25%)	10 (9%)	1 (1%)	2 (2%)
Understanding each other	95 (84%)	14 (12%)	1 (1%)	2 (2%)	1 (1%)
Solidarity	64 (56%)	35 (31%)	10 (9%)	2 (2%)	2 (2%)
Friendship	67 (59%)	32 (28%)	12 (11%)	1 (1%)	1 (1%)
Loyalty	91 (80%)	14 (12%)	1 (1%)	3 (3%)	4 (4%)
Honesty	70 (62%)	25 (22%)	13 (11%)	2 (2%)	3 (3%)
Autonomy	35 (31%)	41 (36%)	31 (27%)	6 (6%)	0 (0%)
Having intimate relations	18 (16%)	44 (39%)	30 (26%)	11 (10%)	10 (9%)

- *We notice that understanding between each other holds the first place - 95 students (84%), fidelity, the second place: 91 students (80%), compatibility, the third place: 71 students (63%); the fourth place is occupied by honesty, and the fifth by solidarity - 64 students (56%); beauty occupies the last place. This shows that students are aware of the importance of psychological and moral factors in terms of establishing a relationship.*

22. Can you express your degree of accord on the following affirmations?

	Strongly disagree	Disagree	Agree	Strongly agree	I don't know
The man and the woman have to spend the same time at home taking care of his/her/their children	5 (4%)	12 (11%)	25 (22%)	46 (41%)	25 (22%)
There are typical jobs for women that they can only do	12 (11%)	36 (32%)	16 (14%)	33 (29%)	16 (14%)
Violence primarily manifests in the relationships among adults and rarely in the relationships among teen-agers.	27 (24%)	52 (46%)	12 (11%)	15 (13%)	7 (6%)
The education of children must be the main responsibility of the women.	26 (23%)	49 (43%)	7 (6%)	24 (21%)	7 (6%)
Men have the obligation to financially support their own wives and own children	7 (7%)	24 (21%)	15 (13%)	51 (45%)	16 (14%)
If in a relationship you are suffering, it means that you are really in love	15 (13%)	23 (20%)	27 (24%)	31 (28%)	17 (15%)
It is not uncommon to check your partner's cell phone	25 (22%)	42 (37%)	15 (13%)	21 (19%)	10 (9%)
It is alright to criticize someone if their behavior deserves it, especially through the media.	40 (35%)	33 (29%)	28 (25%)	11 (10%)	1 (1%)

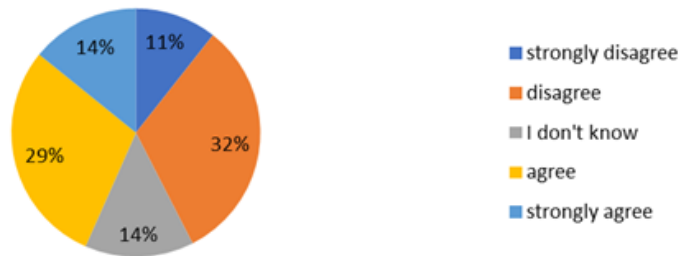
There are typical jobs for women that they can only do



- In spite of the fact that most students say that men and women should spend the same amount of time at home and take care of their children, 29% of them say that "there is work for women only".

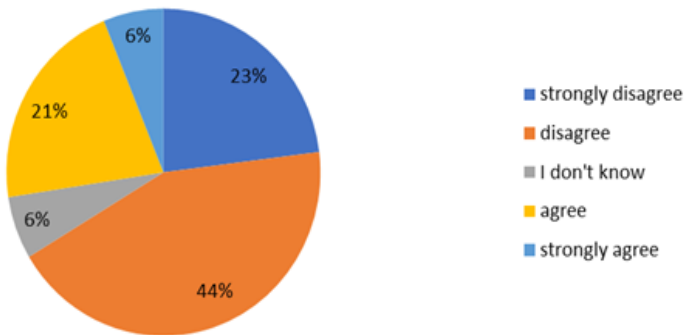
- The answers are:
- **Strongly disagree:** 5 students (4%)
- **Disagree:** 12 students (11%)
- **I don't know:** 25 students(22%)
- **Agree:** 25 students (22%)
- **Strongly agree:** 46 students(41%)

There are typical jobs for women that they can only do



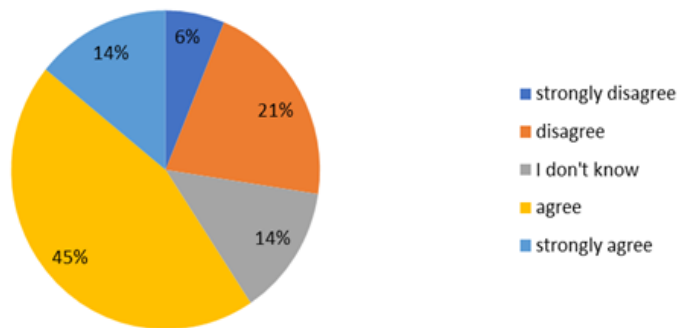
- The answers are :
- **Strongly disagree:** 12 students(11%)
- **Disagree:** 36 students(32%)
- **I don't know:** 16 students(14%)
- **Agree :** 16 students(14%)
- **Strongly agree :** 33 students(29%)

The education of children must be the main responsibility of the women.



- The answers are:
- **Strongly disagree:** 26 students(23%)
- **Disagree:** 49 students (43%)
- **I don't know:** 7 students(6%)
- **Agree :** 7 students (6%)
- **Strongly agree :**24 students(21%)

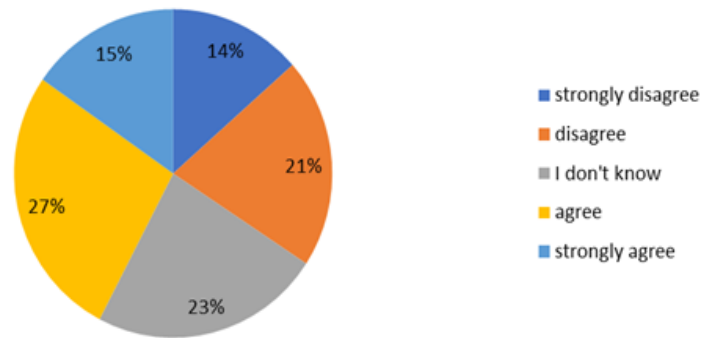
Men have an economic obligation to support his own wife and own children



- The answers are :
- **Strongly disagree:** 7 students(7%)
- **Disagree:** 24 students(21%)
- **I don't know:** 16 students(14%)
- **Agree :** 15 students(13%)
- **Strongly agree :** 51 students (45%)

From the answers to the previous two questions, 85 respondents disagree that a man has an obligation to support his wife and children economically (66%). At the same time, 60 students (58%) agree with the statement "Children's education should be the primary responsibility of women," which shows that they have formed a certain picture of the sharing of roles in the family that is influenced by the traditional view of the family.

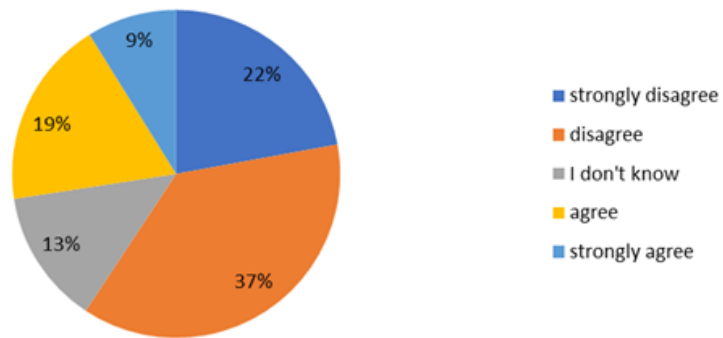
If in a relationship you are suffering, it means that you are really in love



- The answers are :
- **Strongly disagree:** 15 students(13%)
- **Disagree:** 23 students (20%)
- **I don't know:** 17 students (15%)
- **Agree:** 27 students (24%)
- **Strongly agree:** 31 students (28%)

From the answers given, we notice that the majority of the respondents (72%) relate the depth/ power of a sentimental relationship with the suffering determined by this relationship.

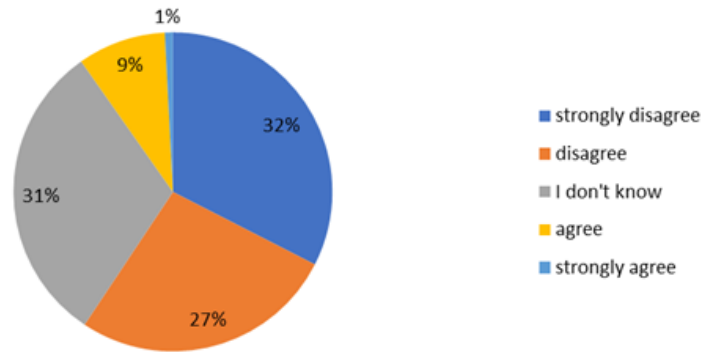
It is not uncommon to check your partner's cell phone



- The answers are :
- **Strongly disagree:** 25 students(22%)
- **Disagree:** 42 students (37%)
- **I don't know:** 10 students(9%)
- **Agree :** 15 students (13%)
- **Strongly agree :** 21 students (19%)

Most respondents (59%) show that they disagree with the statement that "There is nothing abnormal in checking the partner's phone" and that they are aware this is a form of violence.

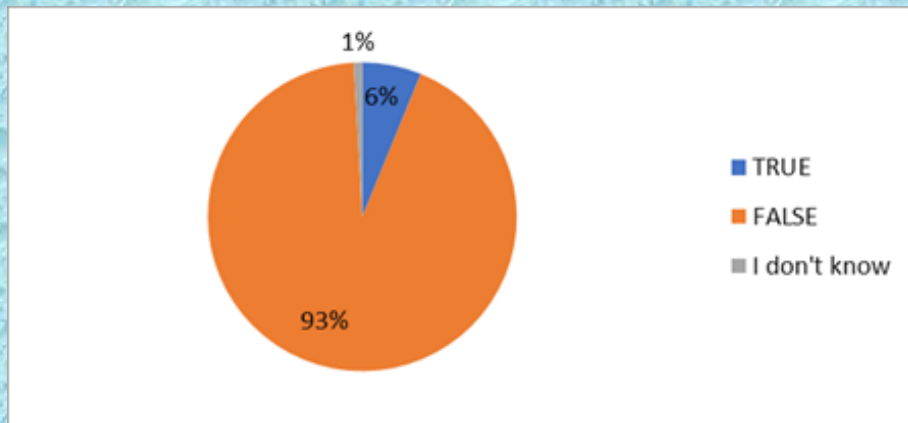
It is alright to criticize someone if their behavior deserves it



- The answers are :
- **Strongly disagree:** 40 students(35%)
- **Disagree:** 33 students (29%)
- **I don't know:** 1 students (1%)
- **Agree :** 28 students (25%)
- **Strongly agree :** 11 students (10%)

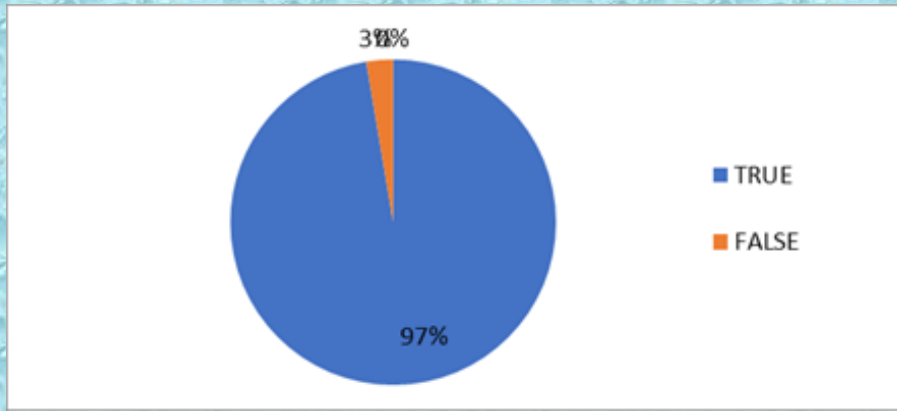
The majority of the respondents (64%) show that they disagree with the statement "It's okay to gossip or to say defamatory words about someone, if their behavior is such, even in the media" and that they are aware this is a form of violence.

23. Point out if you think that the following affirmations are true or false hoping that the answer you hold is correct.



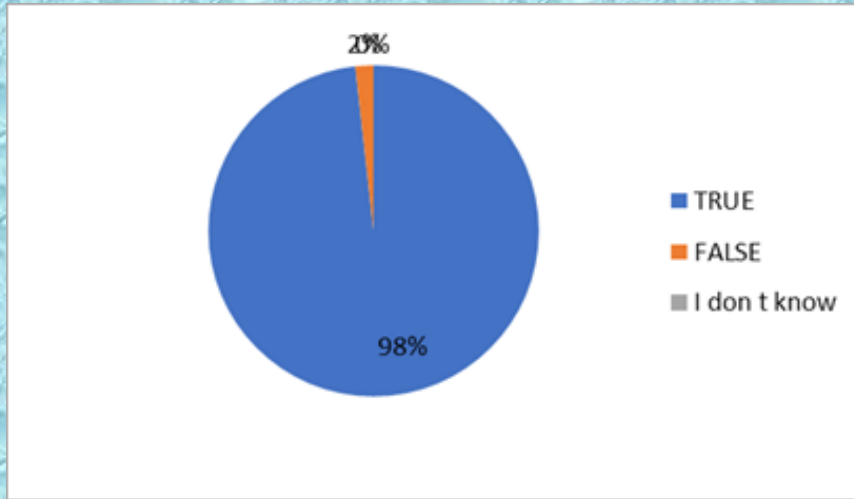
- Violence implicates physical abuse only
- 7 students answered “True” (6%)
- 105 students answered “False”(93%)
- 1 student answered “I don't know” (1%)

Continuously screaming against your partner is a form of violence



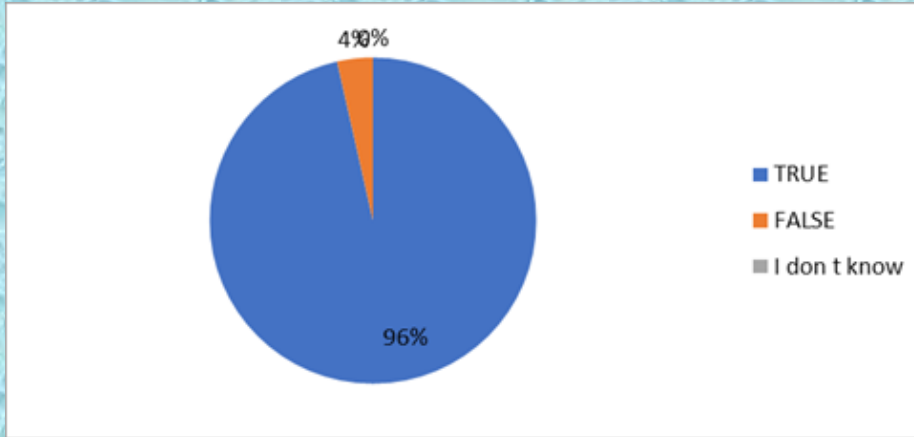
- 110 students answered "True" (97%)
- 3 students answered "False" (3%)
- 0 students answered "I don't know" (0%)

Insults are a form of violence



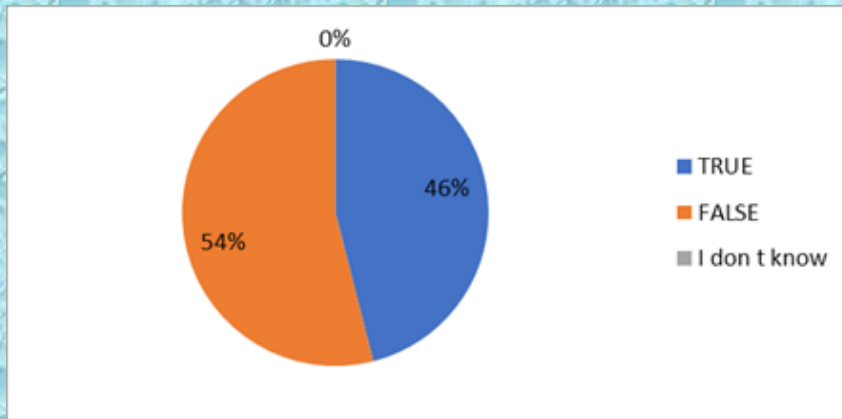
- 111 students answered "True" (98%)
- 2 students answered "False" (2%)
- 0 students answered "I don't know" (0%)

Even girls can be violent with their partners



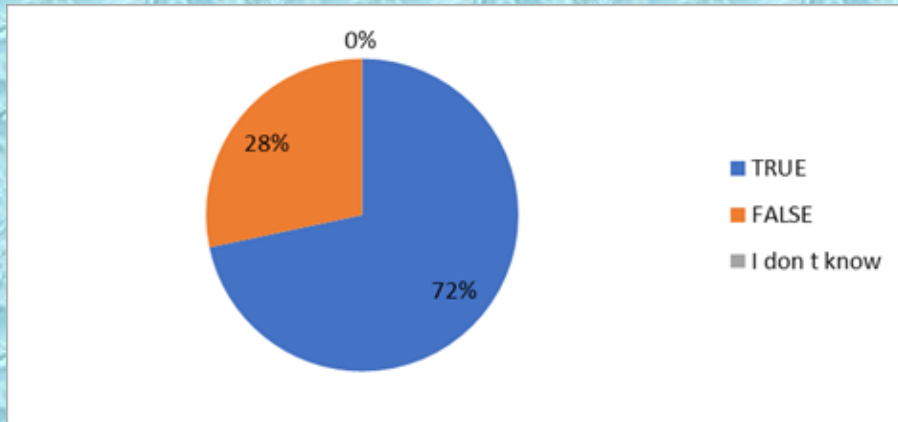
- 109 students answered “True” (96%)
- 4 students answered “False” (4%)
- 0 students answered “I don't know” (0%)

It's higher the risk of suffering sexual violence from someone that I know rather than a stranger



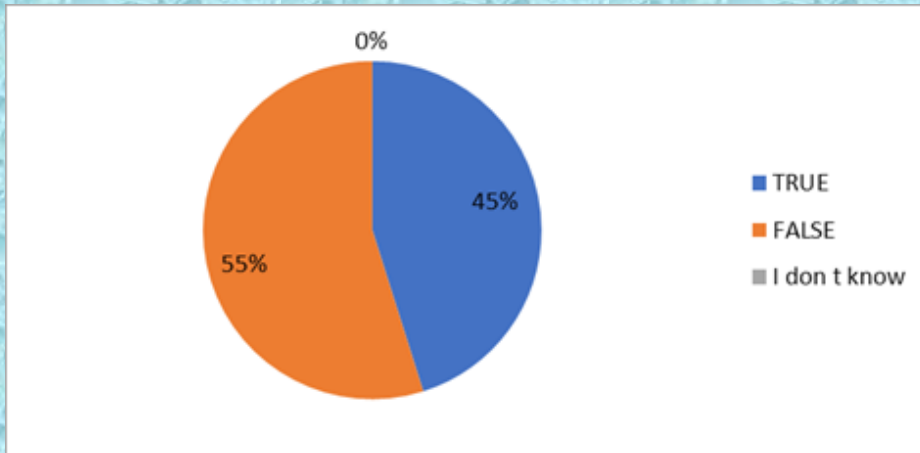
- 52 students answered “True” (46%)
- 61 students answered “False” (54%)
- 0 students answered “I don't know” (0%)

Violence means losing control



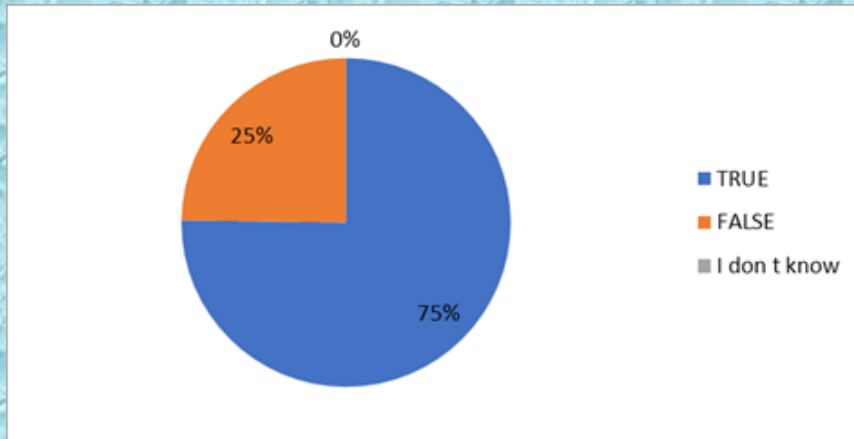
- 81 students answered “True” (72%)
- 32 students answered “False” (28%)
- 0 students answered “ I don't know” (0%)

A girl cannot change her partner's violent behavior with tenderness and patience



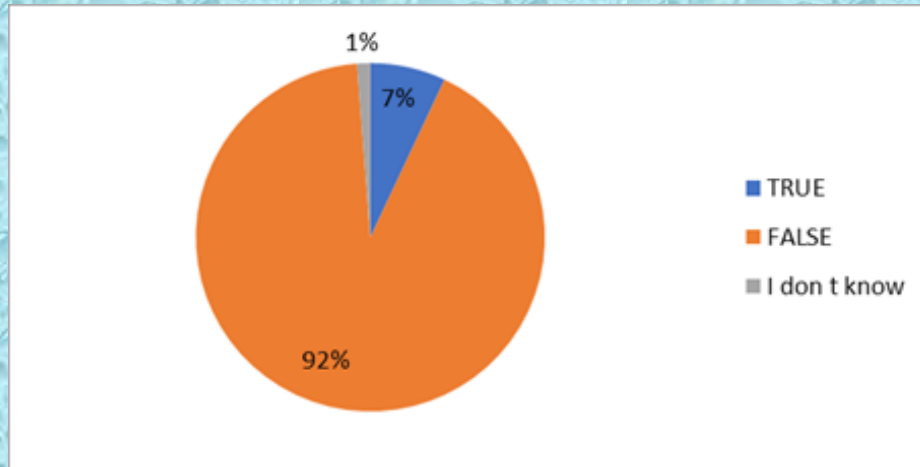
- 51 students answered “True” (46%)
- 62 students answered “False” 62 (55%)
- 0 students voyed “I don't know” (0%)

In a relationship teasing your partner does not mean to hurt him/her



- 85 students answered “True” (75%)
- 28 students answered “False” (25%)
- 0 students answered “ I don't know” (0%)

Violence exists only within certain social classes

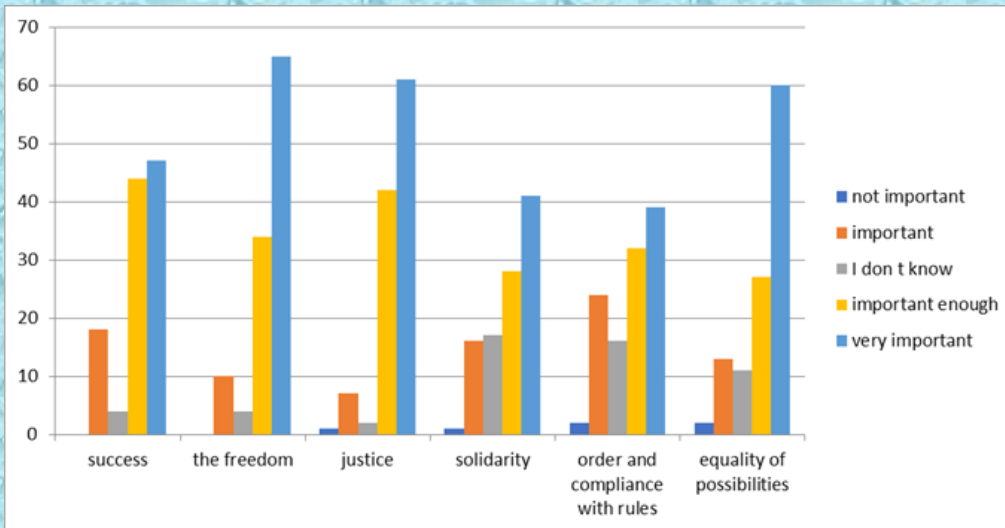


- 8 students answered “True” (7%)
- 105 students answered “False” (93%)
- 0 students answered “I don't know” (0%)

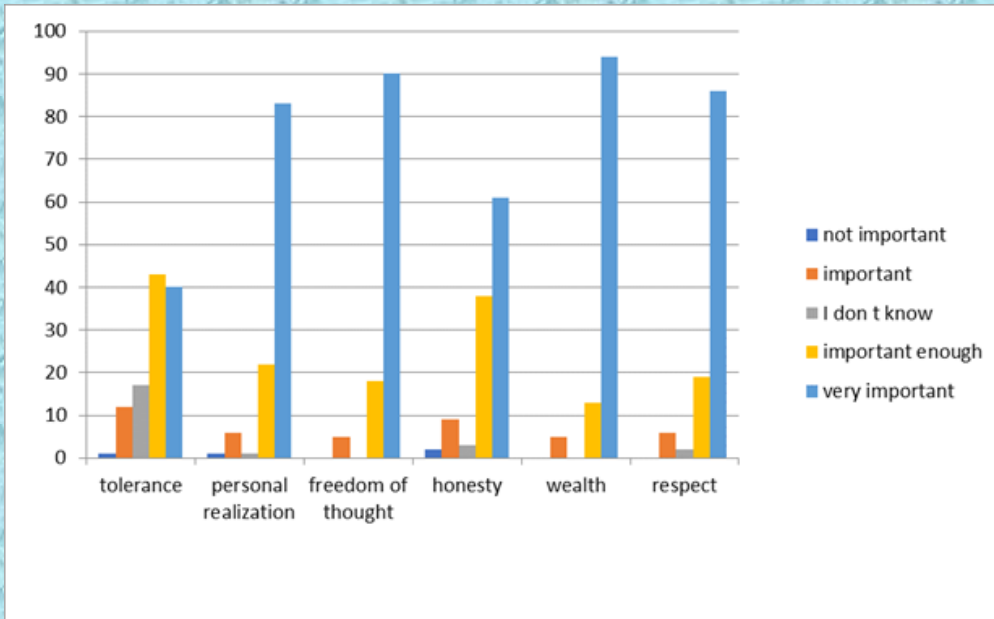
From the answers given by students to item 23, most of them identify violence in insults and humiliation, in repeatedly yelling at their partner, in psychological abuse, loss of control, and also show that violence has nothing to do with the social class, and girls may be violent with their parents and they can't change the violent behavior of their parents with patience and sensitivity.

24. From 1 to 5, what's the importance of these things in your life?

	Not important	Important	Important enough	Very important	I don't know
Success	0 (0%)	18 (16%)	4 (4%)	44 (30%)	47 (41%)
The freedom to do what I want	0 (0%)	10 (9%)	4 (4%)	34 (30%)	65 (58%)
Justice	1 (1%)	7 (6%)	2 (2%)	42 (37%)	61 (54%)
Solidarity	1 (1%)	16 (14%)	17 (15%)	38 (34%)	41 (36%)
Order and compliance with the rules	2 (2%)	24 (21%)	16 (14%)	32 (28%)	39 (35%)
Equality of possibilities for everybody	2 (2%)	13 (11%)	11 (10%)	27 (24%)	60 (53%)
Tolerance of opinions different from mine	1 (1%)	12 (11%)	17 (15%)	43 (38%)	40 (35%)
Personal realization	1 (1%)	6 (5%)	1 (1%)	22 (19%)	83 (73%)
Freedom of thought and expression	0 (0%)	5 (4%)	0 (0%)	18 (16%)	90 (80%)
Honesty	2 (2%)	9 (8%)	3 (3%)	38 (33%)	61 (54%)
Wealth	1 (1%)	5 (4%)	0 (0%)	13 (12%)	94 (83%)
Health	0 (1%)	5 (4%)	0 (0%)	13 (12%)	94 (83%)
Respect	0 (0%)	6 (4%)	2 (2%)	19 (17%)	86 (76%)



- The answers were:
- 1. **Success: Not important** - 0 students, **Important** - 18 students (16%), **Important enough**- 4 students (4%), **Very important** - 44 students (30%) and **I don't know**-47 students (41%)
- 2. **The freedom to do what I want: Not important** - 0 students, **Important** 10 students (9%), **Important enough** - 4 students (4%), **Very important** - 34 students (30%) and **I don't know** - 65 students (58%)
- 3. **Justice: Not important** -1 students (1%), **Important** -7 students (6%), **Important enough**- 2 students (2%), **Very important**- 42 students (37%) and **I don't know** -61 students (53%)
- 4. **Solidarity: Not important** - 1 student (1%), **Important** 16 students (14%), **Important enough** - 17 students (15%), **Very important**- 38 students (34%) and **I don't know**- 61 students (53%)
- 5. **Respecting the laws: Not important** - 2 students (2%), **Important** - 24 students (21%), **Important enough** - 16 students (14%), **Very important** - 32 students (28%) and **I don't know** 39 students (35%)
- 6. **Equal opportunities: Not important** - 2 students (2%), **Important** - 13 students (11%), **Important enough** - 11 students (10%), **Very important** - 27 students (24%) and **I don't know** -60 students (53%)



- 7. **Tolerance: Not important** - 1 students (1%), **Important** 12 students (11%), **Important enough** - 17 students (15%), **Very important** - 43 students (38%) and **I don't know** 40 students (35%)
- 8. **Personal achievement: Not important** - 1 students (1%), **Important** - 6 students (5%) **Important enough** - 1 students (1%), **Very important**- 22 students (19%) and **I don't know** – 83 students (73%)
- 9. **Freedom of expression: Not important** - 0 students, **Important** - 5 students (4%), **Important enough** - 0 students, **Very important** - 18 students (16%) and **I don't know**-90 students (80%)
- 10. **Honesty: Not important** - 2 students (2%), **Important** -9 students (8%), **Important enough** - 3 students (3%), **Very important** - 38 students (33%) and **I don't know**-61 students (54%)
- 11. **Health :Not important** - 1 student (1%), **Important** - 5 students (4%), **Important enough** - 0 students (0%), **Very important**- 13 students (12%) and **I don't know**-94 students (83%)
- 12. **Respect: Not important**-0 students (0%), **Important** -6 students (4%), **Important enough** - 2 students (2%), **Very important**- 19 students (17%) and **I don't know**-86 students (76%)

We notice that tolerance holds the first place (38%), justice, the second place (37%), solidarity, the third place (34%), honesty, the fourth place (33%), success and freedom, the fifth place (30%), the 6th place - the observance of the laws (28%), the last place is occupied by health (12%). This shows that students are aware of the importance of moral and social values in terms of social life and interpersonal relationships and the fight against gender violence.

Report authors:

Students: Zaur Alexandra, Codreanu Anastasia –XII D,
Alexandru Murarescu - XIA (data processing)

Teacher: Ilas Carmen (questionnaires translation)

Coordinator: **Prof.dr .Elena Anghel**
(questionnaires application data processing and
interpretation)

AEF JUVENTUD

THANK YOU!

EU-RO-IN ASSOCIATION